

# 2015 Fiscal Year Statistics

## United States District Court Western District of Texas



Honorable Fred Biery  
Chief United States District Judge



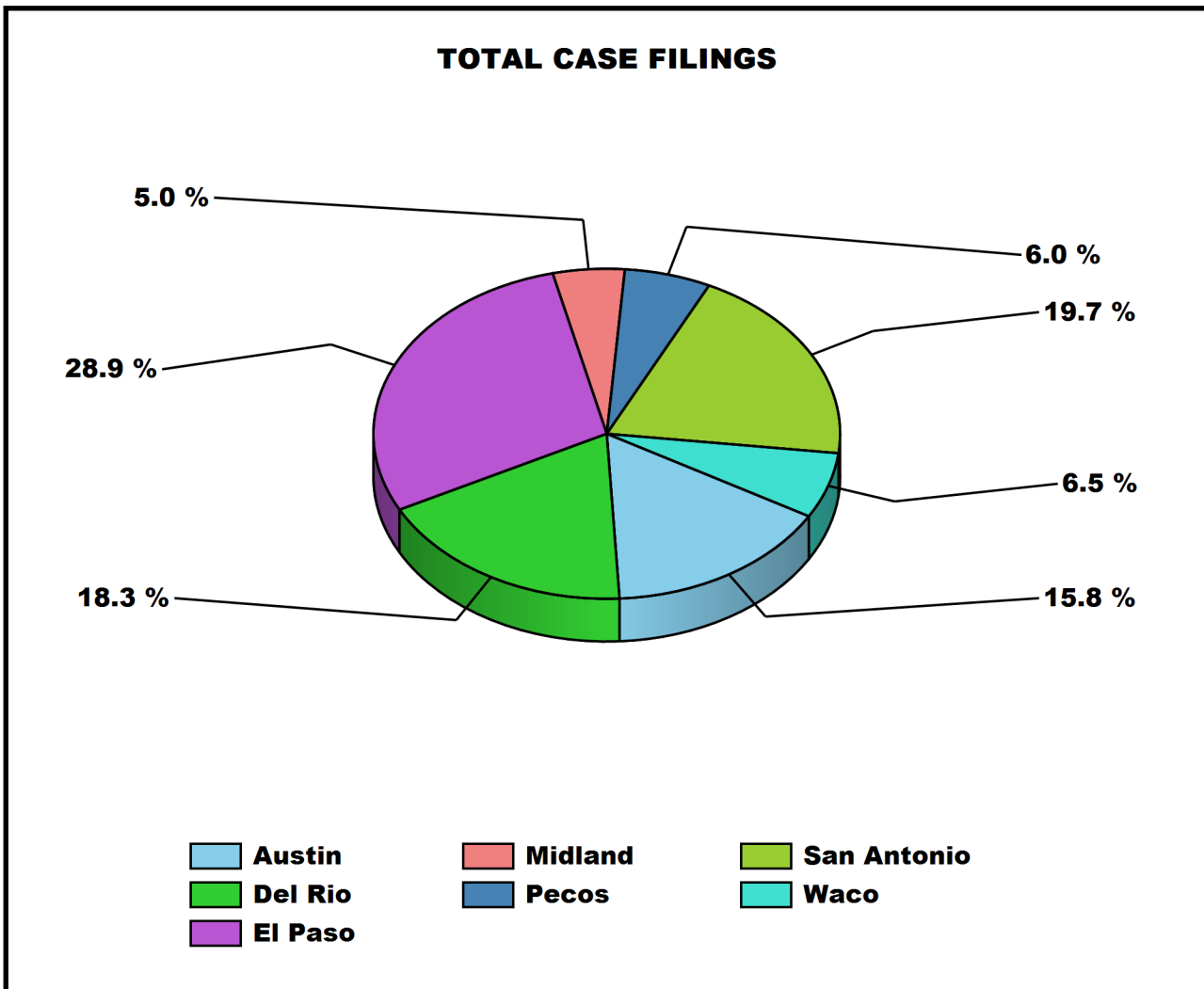
# Fiscal Year 2015

## District Court Statistics

Total Case Filings – Pie Chart .....	1
Civil Cases Filed – Pie Chart .....	2
Criminal Cases Filed – Pie Chart .....	3
Criminal Defendants Filed – Pie Chart .....	4
Total Case Filings – 10 Year Report .....	5
Civil Cases Filed – 10 Year Report .....	6
Criminal Cases Filed – 10 Year Report .....	7
Criminal Defendants Filed – 10 Year Report .....	8

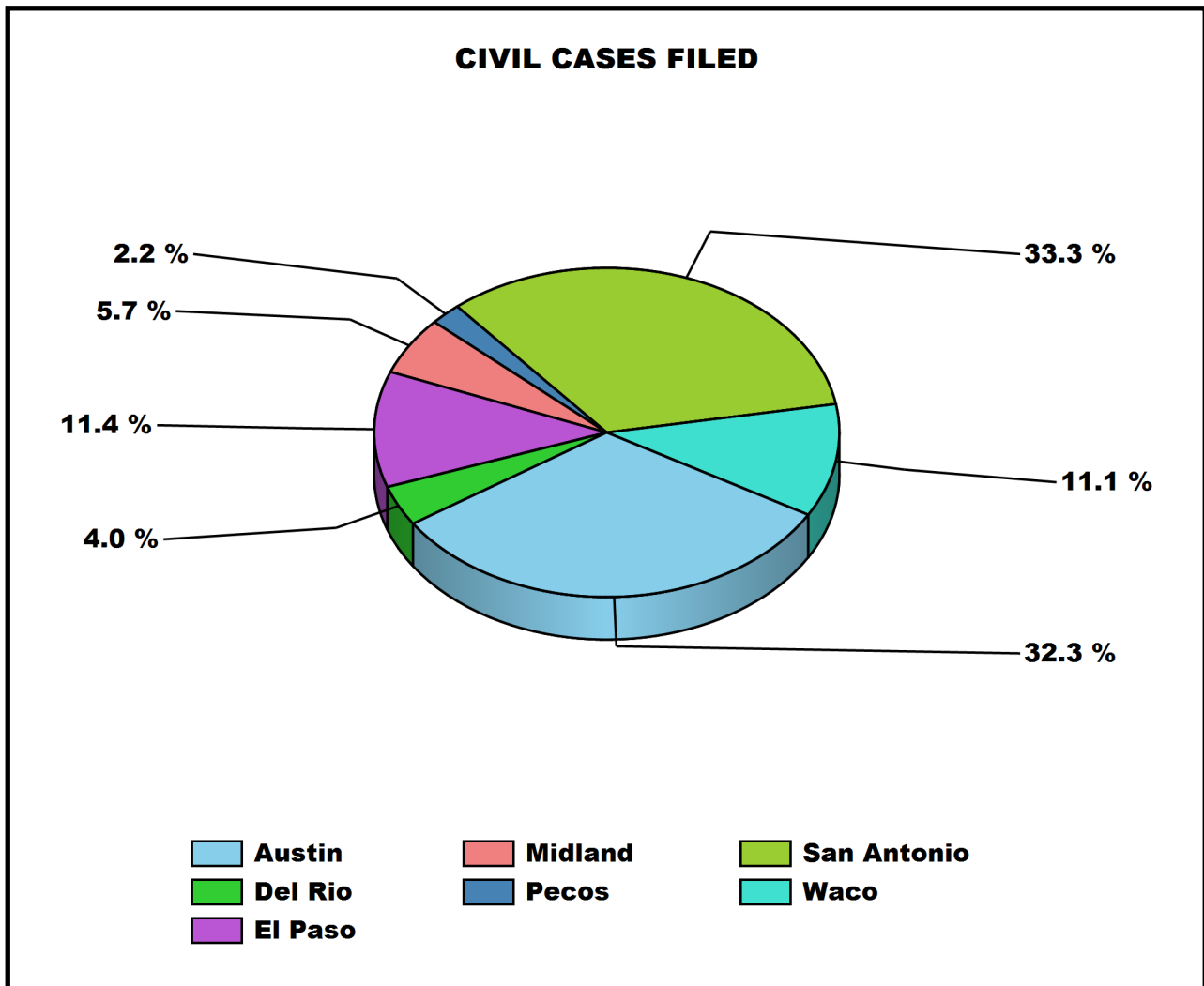
## TOTAL CASE FILINGS FISCAL YEAR 2015

	CIVIL	CRIMINAL	TOTAL
<b>Austin</b>	<b>1,074</b>	<b>299</b>	<b>1,373</b>
<b>Del Rio</b>	<b>132</b>	<b>1,456</b>	<b>1,588</b>
<b>El Paso</b>	<b>378</b>	<b>2,133</b>	<b>2,511</b>
<b>Midland</b>	<b>190</b>	<b>242</b>	<b>432</b>
<b>Pecos</b>	<b>72</b>	<b>448</b>	<b>520</b>
<b>San Antonio</b>	<b>1,108</b>	<b>601</b>	<b>1,709</b>
<b>Waco</b>	<b>369</b>	<b>192</b>	<b>561</b>
<b>TOTAL</b>	<b>3,323</b>	<b>5,371</b>	<b>8,694</b>



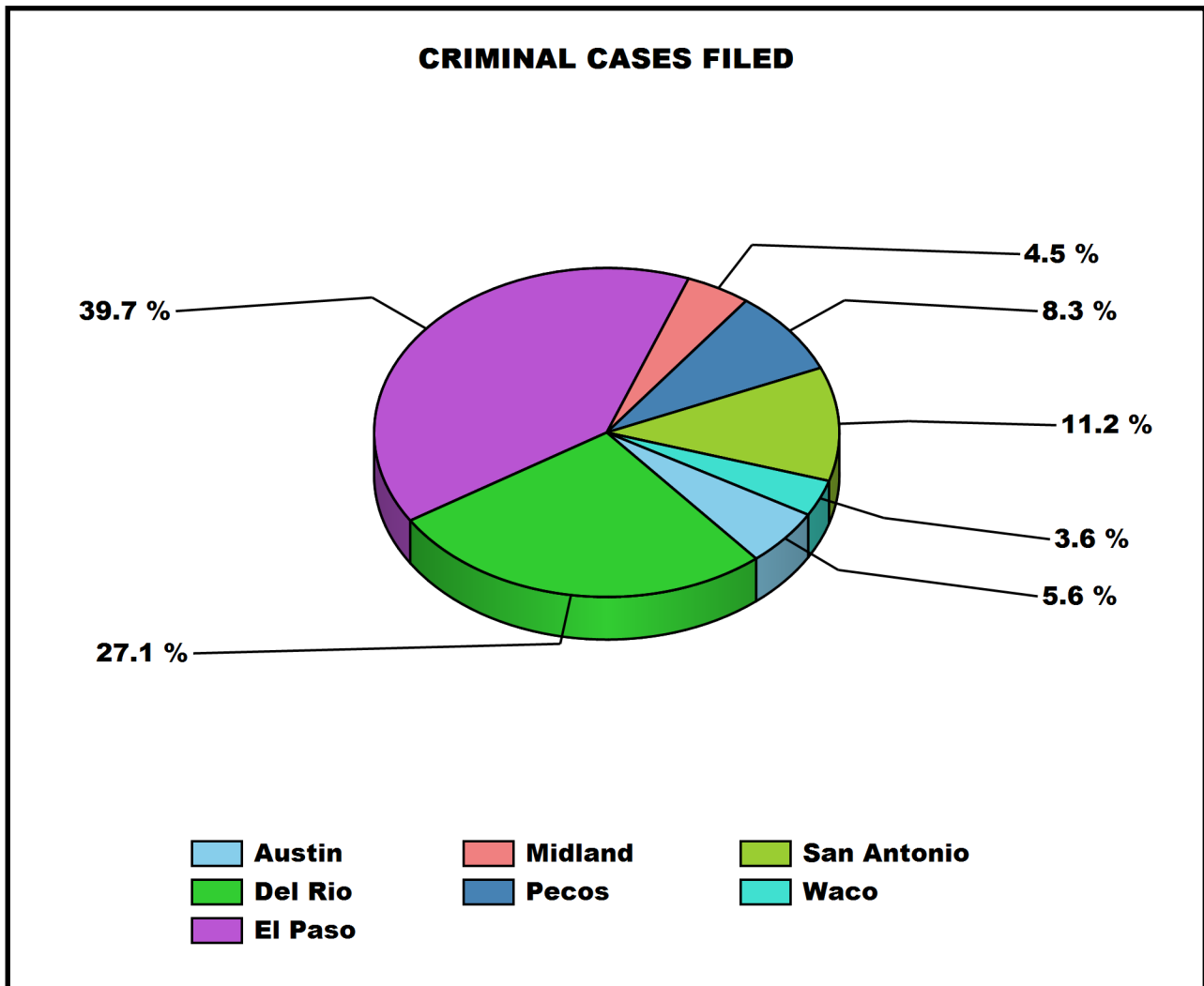
## CIVIL CASES FILED FISCAL YEAR 2015

<b>Austin</b>	<b>1,074</b>
<b>Del Rio</b>	<b>132</b>
<b>El Paso</b>	<b>378</b>
<b>Midland</b>	<b>190</b>
<b>Pecos</b>	<b>72</b>
<b>San Antonio</b>	<b>1,108</b>
<b>Waco</b>	<b>369</b>
<b>TOTAL</b>	<b>3,323</b>



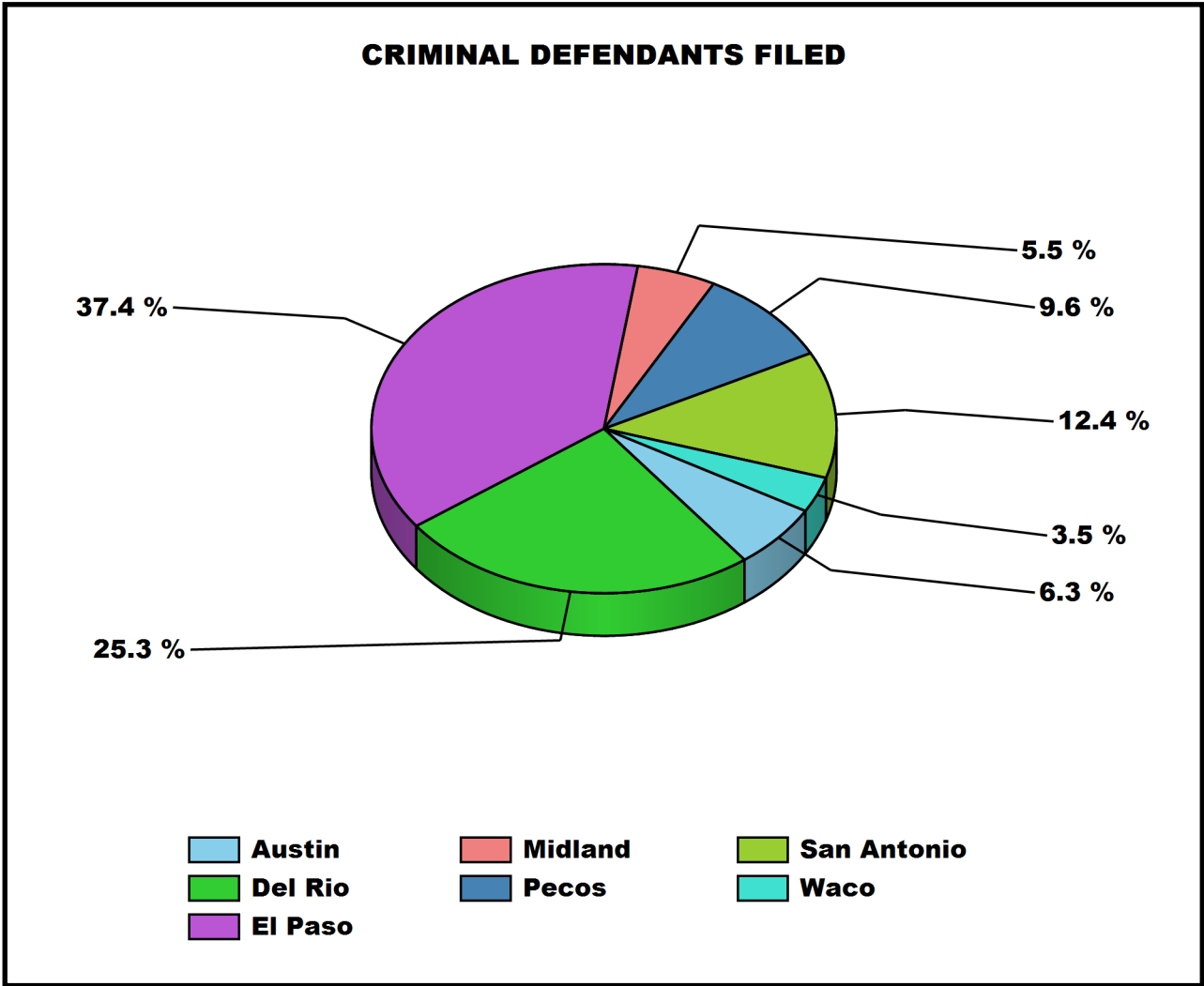
## CRIMINAL CASES FILED FISCAL YEAR 2015

<b>Austin</b>	<b>299</b>
<b>Del Rio</b>	<b>1,456</b>
<b>El Paso</b>	<b>2,133</b>
<b>Midland</b>	<b>242</b>
<b>Pecos</b>	<b>448</b>
<b>San Antonio</b>	<b>601</b>
<b>Waco</b>	<b>192</b>
<b>TOTAL</b>	<b>5,371</b>



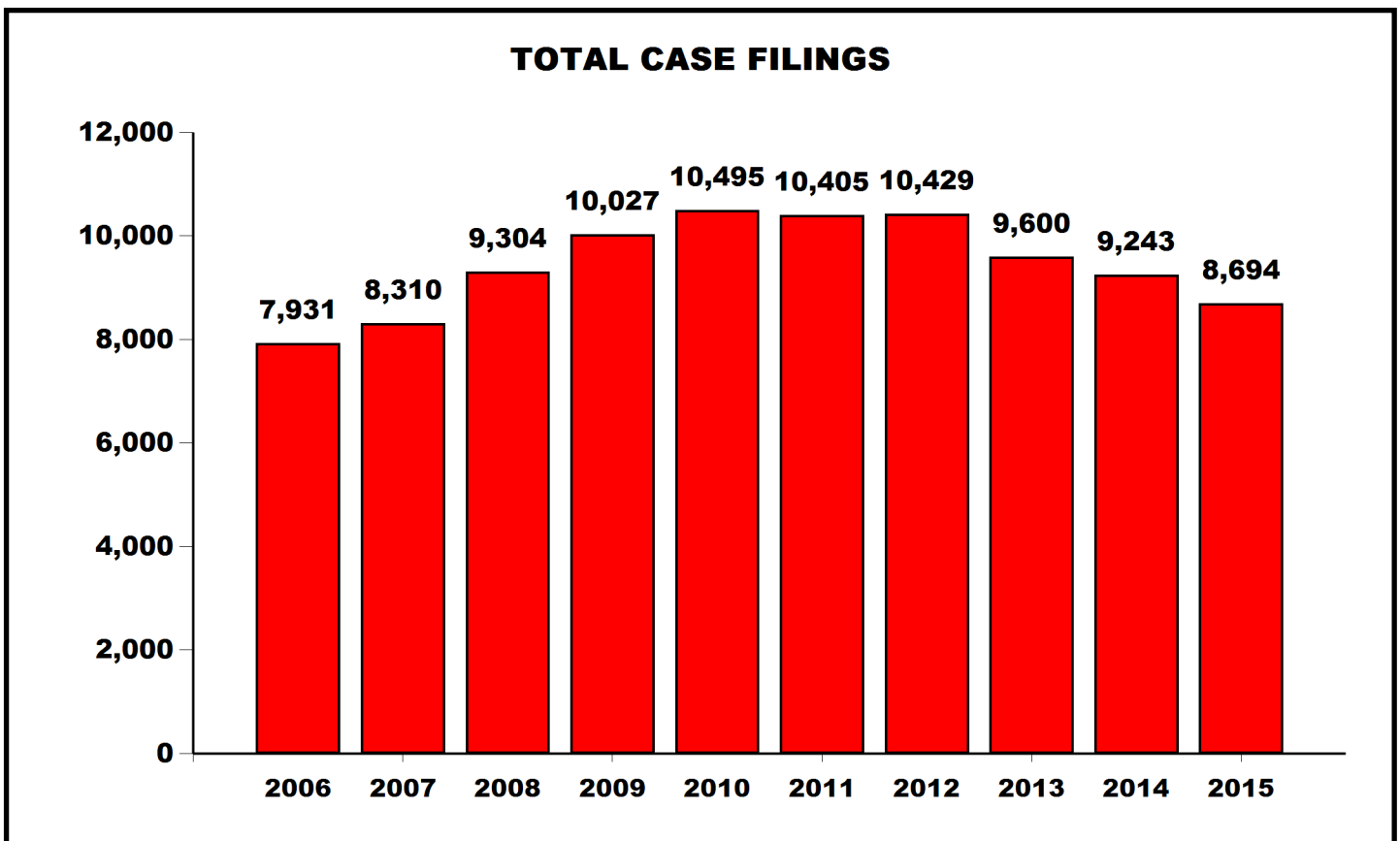
**CRIMINAL DEFENDANTS FILED  
FISCAL YEAR 2015**

<b>Austin</b>	<b>405</b>
<b>Del Rio</b>	<b>1,614</b>
<b>El Paso</b>	<b>2,390</b>
<b>Midland</b>	<b>351</b>
<b>Pecos</b>	<b>612</b>
<b>San Antonio</b>	<b>794</b>
<b>Waco</b>	<b>224</b>
<b>TOTAL</b>	<b>6,390</b>



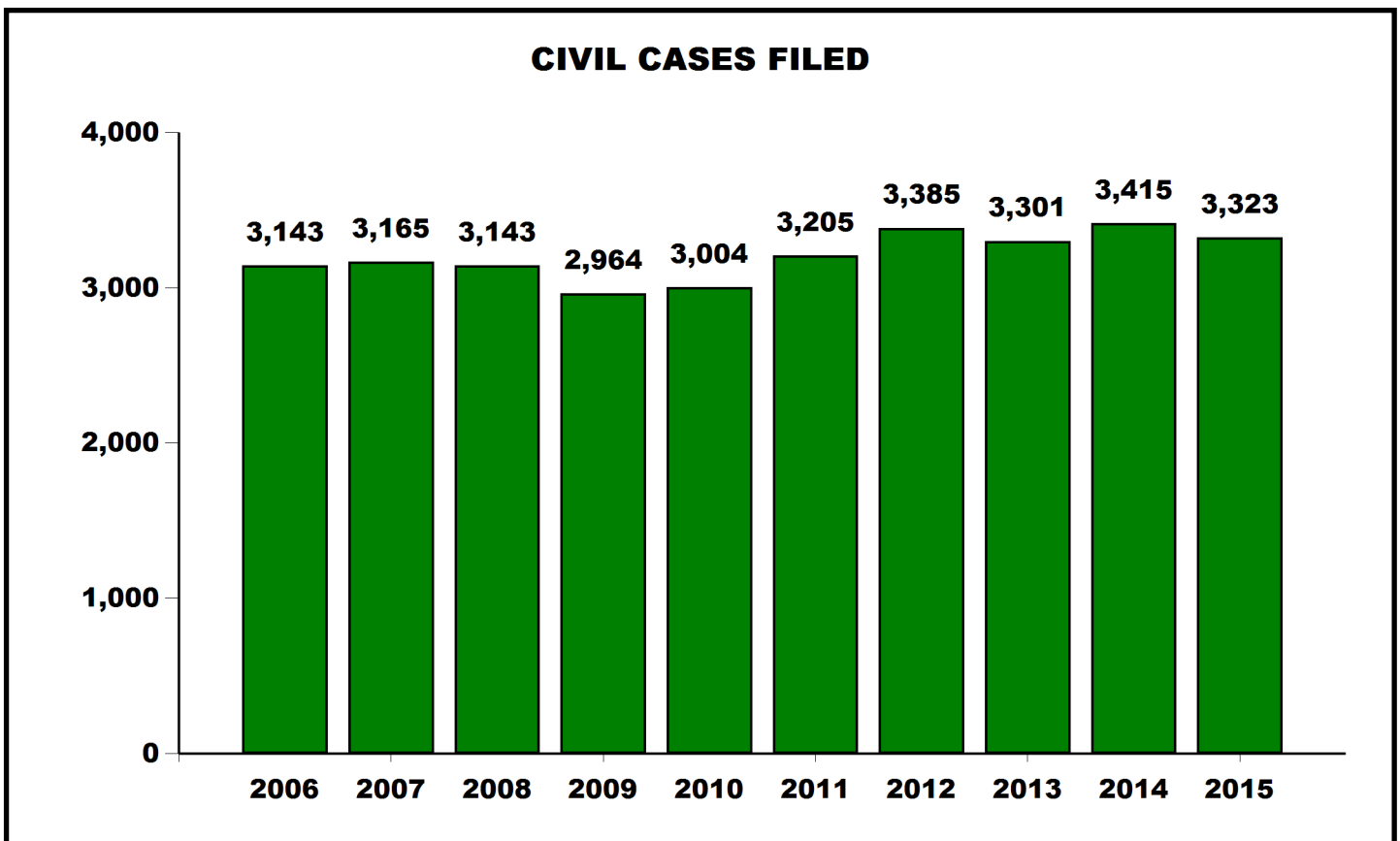
## TOTAL CASE FILINGS TEN YEAR REPORT - FISCAL YEAR 2015

DIVISION	2006	2007	2008	2009	2010	2011	2012	2013	2014	2015
Austin	1,229	1,222	1,333	1,409	1,671	1,721	1,541	1,583	1,424	1,373
Del Rio	1,110	1,011	1,232	1,514	1,806	2,014	1,940	1,592	1,616	1,588
El Paso	2,887	3,323	3,846	3,890	3,640	3,390	3,333	2,980	2,780	2,511
Midland	366	331	389	444	464	504	463	430	397	432
Pecos	327	356	331	432	514	503	608	538	629	520
San Antonio	1,471	1,481	1,613	1,802	1,790	1,703	2,004	1,864	1,729	1,709
Waco	541	586	560	536	610	570	540	613	668	561
<b>Total</b>	<b>7,931</b>	<b>8,310</b>	<b>9,304</b>	<b>10,027</b>	<b>10,495</b>	<b>10,405</b>	<b>10,429</b>	<b>9,600</b>	<b>9,243</b>	<b>8,694</b>
+/-		379	994	723	468	-90	24	-829	-357	-549
% Change		5%	12%	8%	5%	-1%	0%	-8%	-4%	-6%



**CIVIL CASES FILED  
TEN YEAR REPORT - FISCAL YEAR 2015**

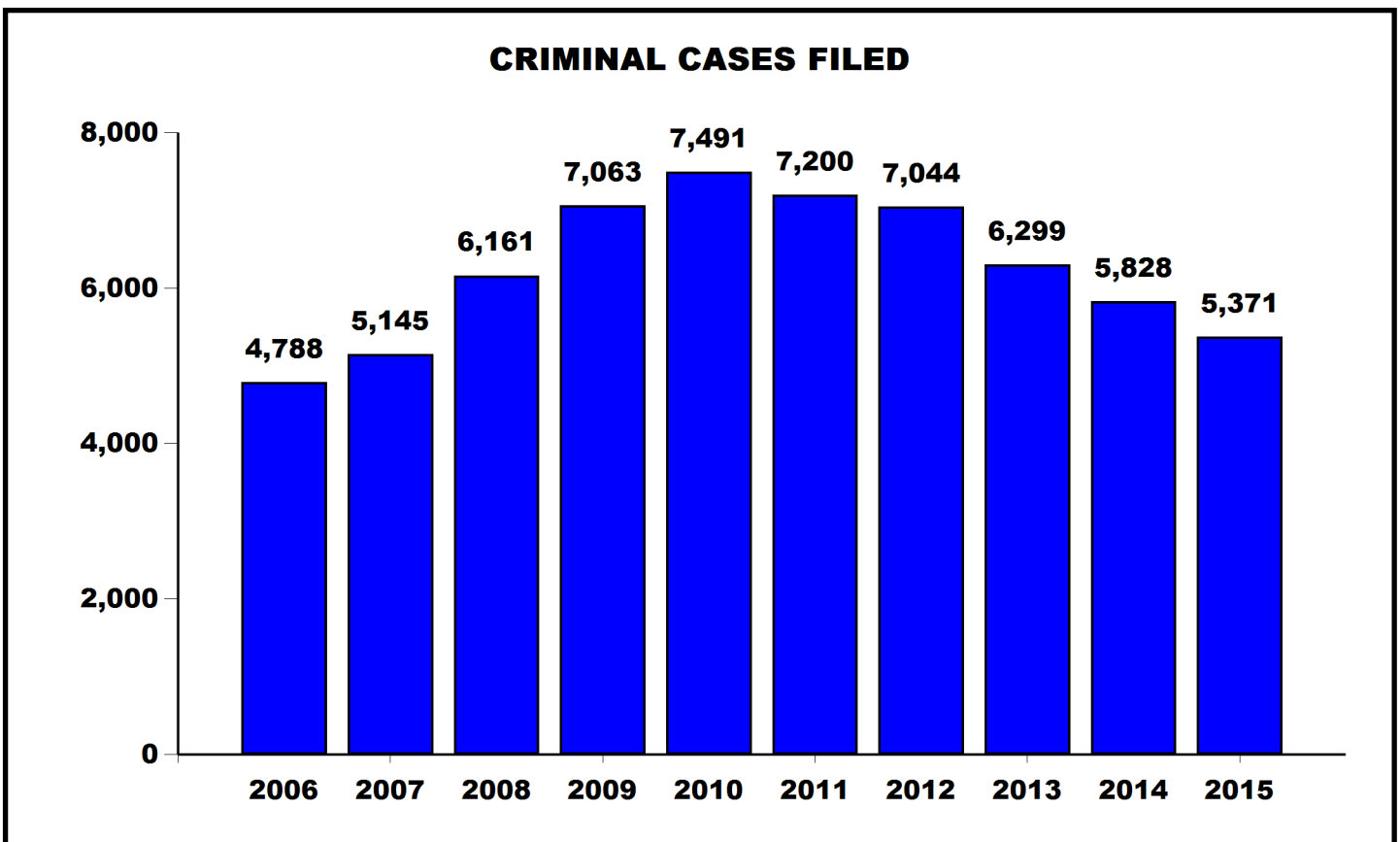
<b>DIVISION</b>	<b>2006</b>	<b>2007</b>	<b>2008</b>	<b>2009</b>	<b>2010</b>	<b>2011</b>	<b>2012</b>	<b>2013</b>	<b>2014</b>	<b>2015</b>
<b>Austin</b>	982	1,017	968	902	914	1,080	1,072	1,090	1,094	1,074
<b>Del Rio</b>	86	72	81	72	78	53	67	79	80	132
<b>El Paso</b>	465	436	508	466	446	483	516	402	457	378
<b>Midland</b>	153	116	158	143	147	138	118	126	124	190
<b>Pecos</b>	70	73	43	52	100	122	145	86	90	72
<b>San Antonio</b>	1,033	1,036	1,009	1,001	986	999	1,169	1,131	1,091	1,108
<b>Waco</b>	354	415	376	328	333	330	298	387	479	369
<b>Total</b>	<b>3,143</b>	<b>3,165</b>	<b>3,143</b>	<b>2,964</b>	<b>3,004</b>	<b>3,205</b>	<b>3,385</b>	<b>3,301</b>	<b>3,415</b>	<b>3,323</b>
<b>+/-</b>		<b>22</b>	<b>-22</b>	<b>-179</b>	<b>40</b>	<b>201</b>	<b>180</b>	<b>-84</b>	<b>114</b>	<b>-92</b>
<b>% Change</b>		<b>1%</b>	<b>-1%</b>	<b>-6%</b>	<b>1%</b>	<b>7%</b>	<b>6%</b>	<b>-2%</b>	<b>3%</b>	<b>-3%</b>





## CRIMINAL CASES FILED TEN YEAR REPORT - FISCAL YEAR 2015

DIVISION	2006	2007	2008	2009	2010	2011	2012	2013	2014	2015
Austin	247	205	365	507	757	641	469	493	330	299
Del Rio	1,024	939	1,151	1,442	1,728	1,961	1,873	1,513	1,536	1,456
El Paso	2,422	2,887	3,338	3,424	3,194	2,907	2,817	2,578	2,323	2,133
Midland	213	215	231	301	317	366	345	304	273	242
Pecos	257	283	288	380	414	381	463	452	539	448
San Antonio	438	445	604	801	804	704	835	733	638	601
Waco	187	171	184	208	277	240	242	226	189	192
<b>Total</b>	<b>4,788</b>	<b>5,145</b>	<b>6,161</b>	<b>7,063</b>	<b>7,491</b>	<b>7,200</b>	<b>7,044</b>	<b>6,299</b>	<b>5,828</b>	<b>5,371</b>
<b>+/-</b>		<b>357</b>	<b>1,016</b>	<b>902</b>	<b>428</b>	<b>-291</b>	<b>-156</b>	<b>-745</b>	<b>-471</b>	<b>-457</b>
<b>% Change</b>		<b>7%</b>	<b>20%</b>	<b>15%</b>	<b>6%</b>	<b>-4%</b>	<b>-2%</b>	<b>-11%</b>	<b>-7%</b>	<b>-8%</b>



## CRIMINAL DEFENDANTS FILED TEN YEAR REPORT - FISCAL YEAR 2015

DIVISION	2006	2007	2008	2009	2010	2011	2012	2013	2014	2015
Austin	357	300	535	624	873	806	592	644	384	405
Del Rio	1,202	1,175	1,396	1,664	2,067	2,229	2,096	1,597	1,656	1,614
El Paso	2,773	3,249	3,667	3,735	3,523	3,206	3,035	2,834	2,526	2,390
Midland	352	309	386	453	480	544	504	413	399	351
Pecos	427	406	394	486	642	585	722	595	654	612
San Antonio	610	686	868	988	1,035	882	1,074	983	808	794
Waco	263	220	253	286	365	326	288	285	257	224
<b>Total</b>	<b>5,984</b>	<b>6,345</b>	<b>7,499</b>	<b>8,236</b>	<b>8,985</b>	<b>8,578</b>	<b>8,311</b>	<b>7,351</b>	<b>6,684</b>	<b>6,390</b>
<b>+/-</b>		<b>361</b>	<b>1,154</b>	<b>737</b>	<b>749</b>	<b>-407</b>	<b>-267</b>	<b>-960</b>	<b>-667</b>	<b>-294</b>
<b>% Change</b>		<b>6%</b>	<b>18%</b>	<b>10%</b>	<b>9%</b>	<b>-5%</b>	<b>-3%</b>	<b>-12%</b>	<b>-9%</b>	<b>-4%</b>

